

HIGH FEELS



# *Wide Sizes*

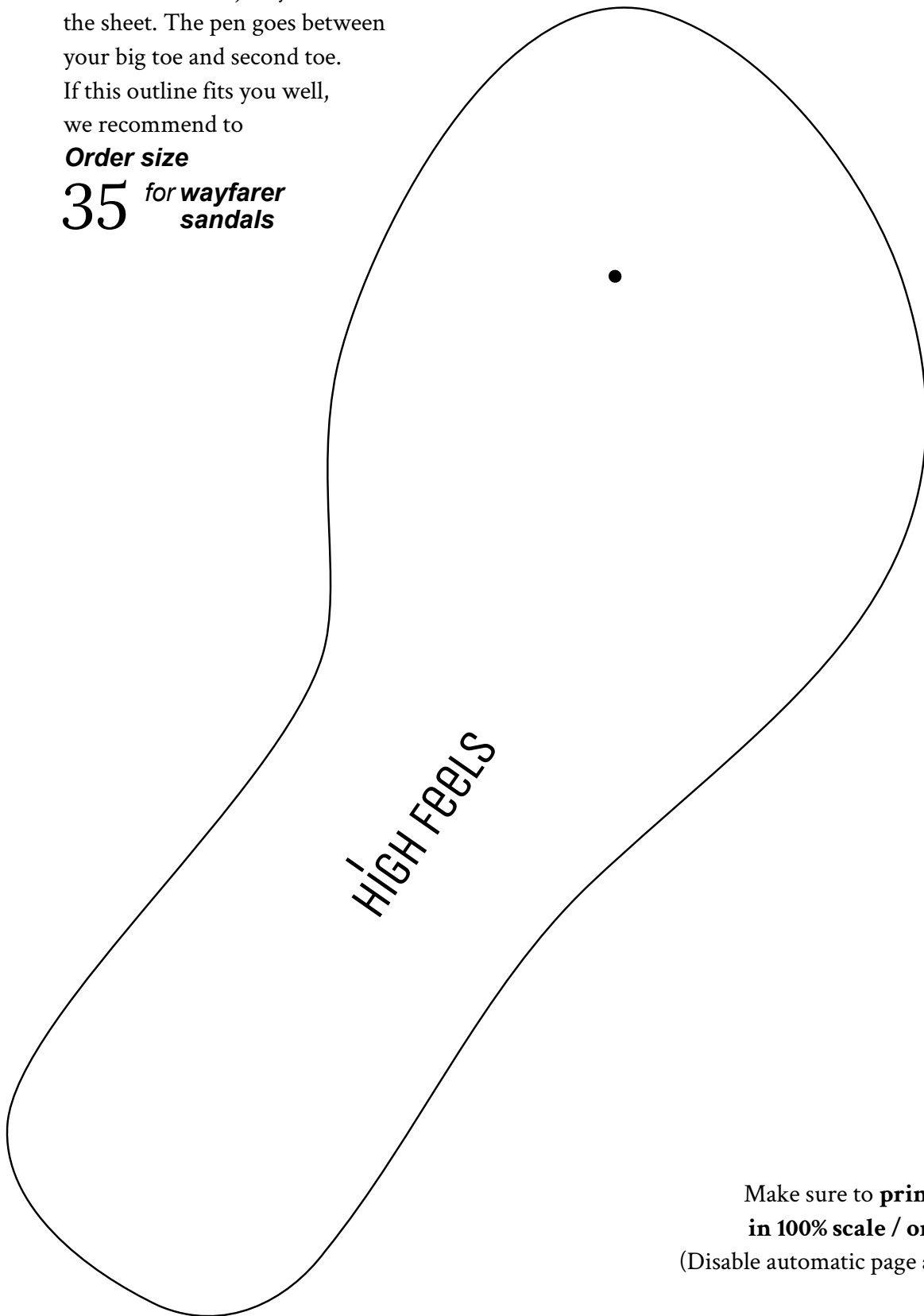
**SIZE GUIDE**

35-45

**SANDALS:** Place a pen with the tip on the dot and adjust your foot on the sheet. The pen goes between your big toe and second toe. If this outline fits you well, we recommend to

**Order size**

**35** for *wayfarer sandals*



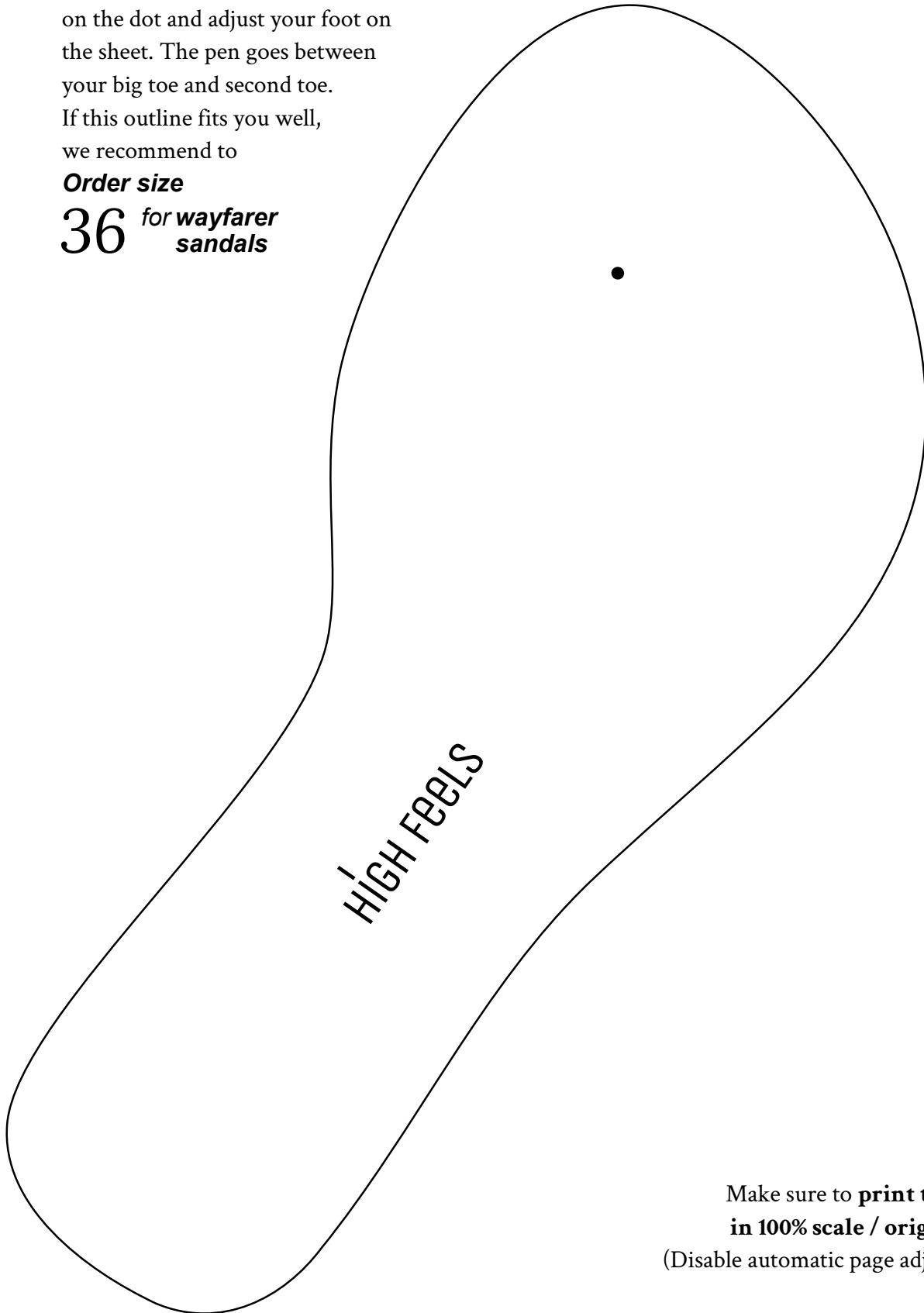
The print control line must be 10 cm

Make sure to **print this page in 100% scale / original size**  
(Disable automatic page adjustment)

**SANDALS:** Place a pen with the tip on the dot and adjust your foot on the sheet. The pen goes between your big toe and second toe. If this outline fits you well, we recommend to

**Order size**

**36** for *wayfarer sandals*



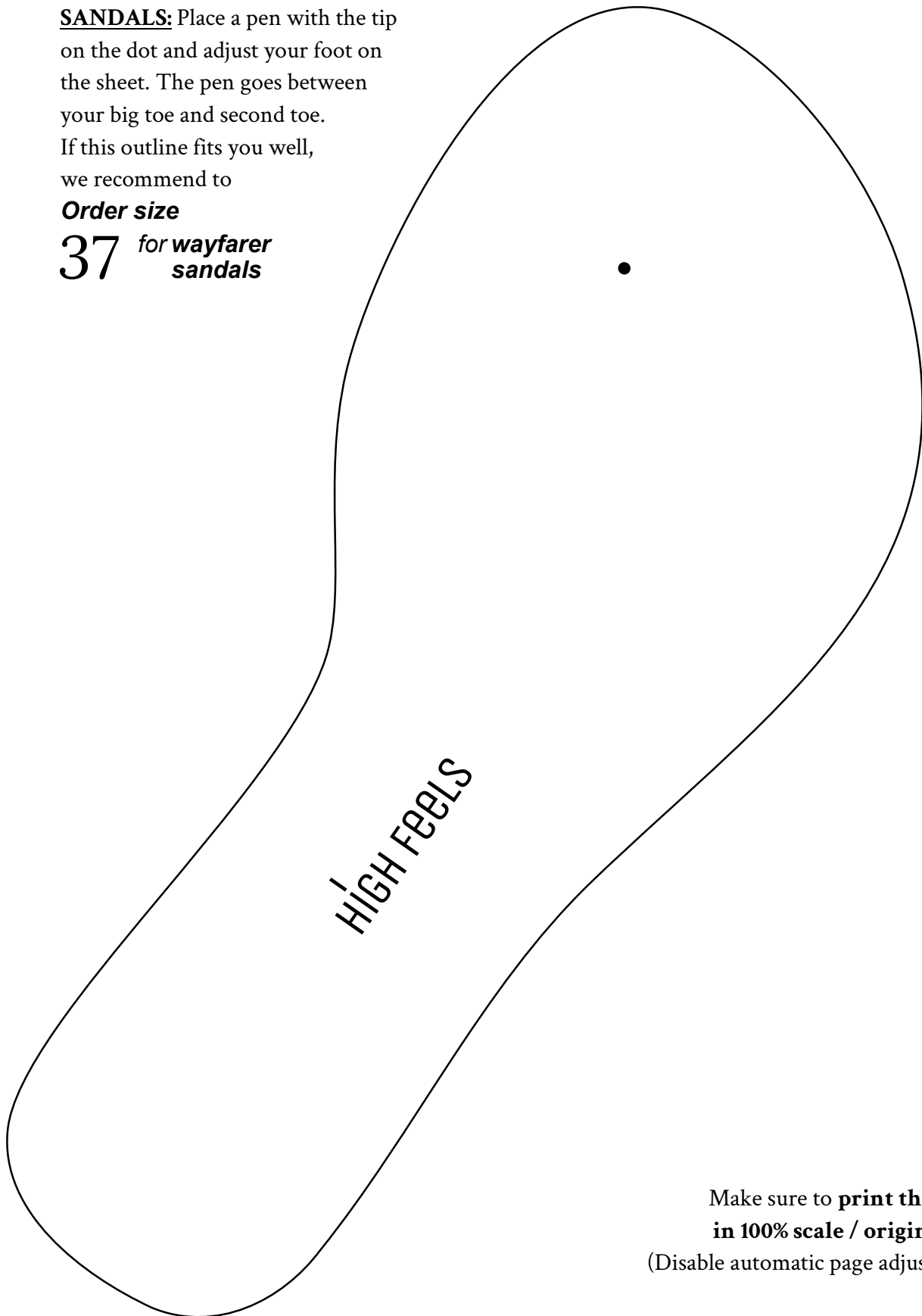
The print control line must be 10 cm

Make sure to **print this page in 100% scale / original size**  
(Disable automatic page adjustment)

**SANDALS:** Place a pen with the tip on the dot and adjust your foot on the sheet. The pen goes between your big toe and second toe. If this outline fits you well, we recommend to

**Order size**

**37** for *wayfarer sandals*



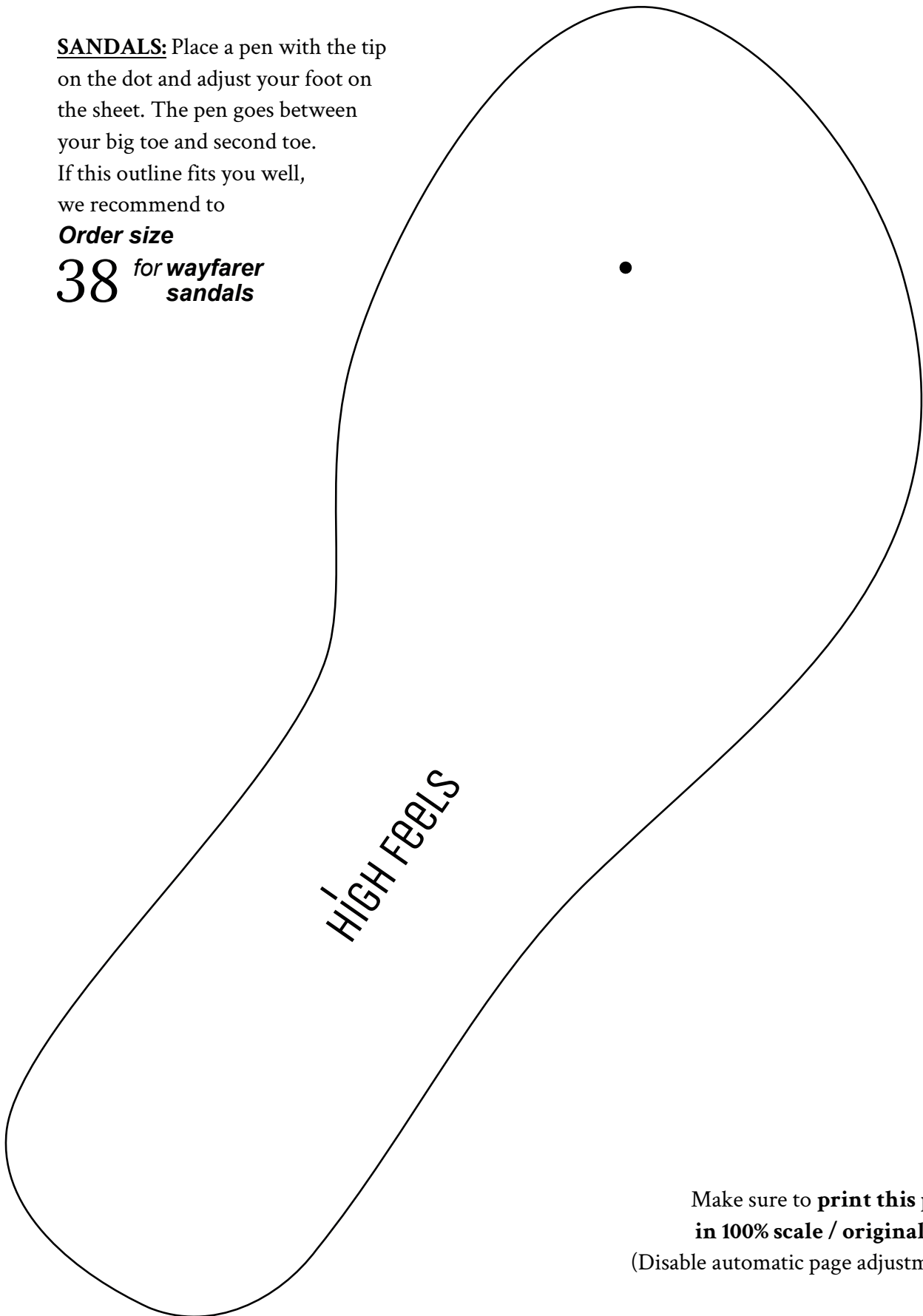
The print control line must be 10 cm

Make sure to **print this page in 100% scale / original size**  
(Disable automatic page adjustment)

**SANDALS:** Place a pen with the tip on the dot and adjust your foot on the sheet. The pen goes between your big toe and second toe. If this outline fits you well, we recommend to

**Order size**

**38** for **wayfarer sandals**



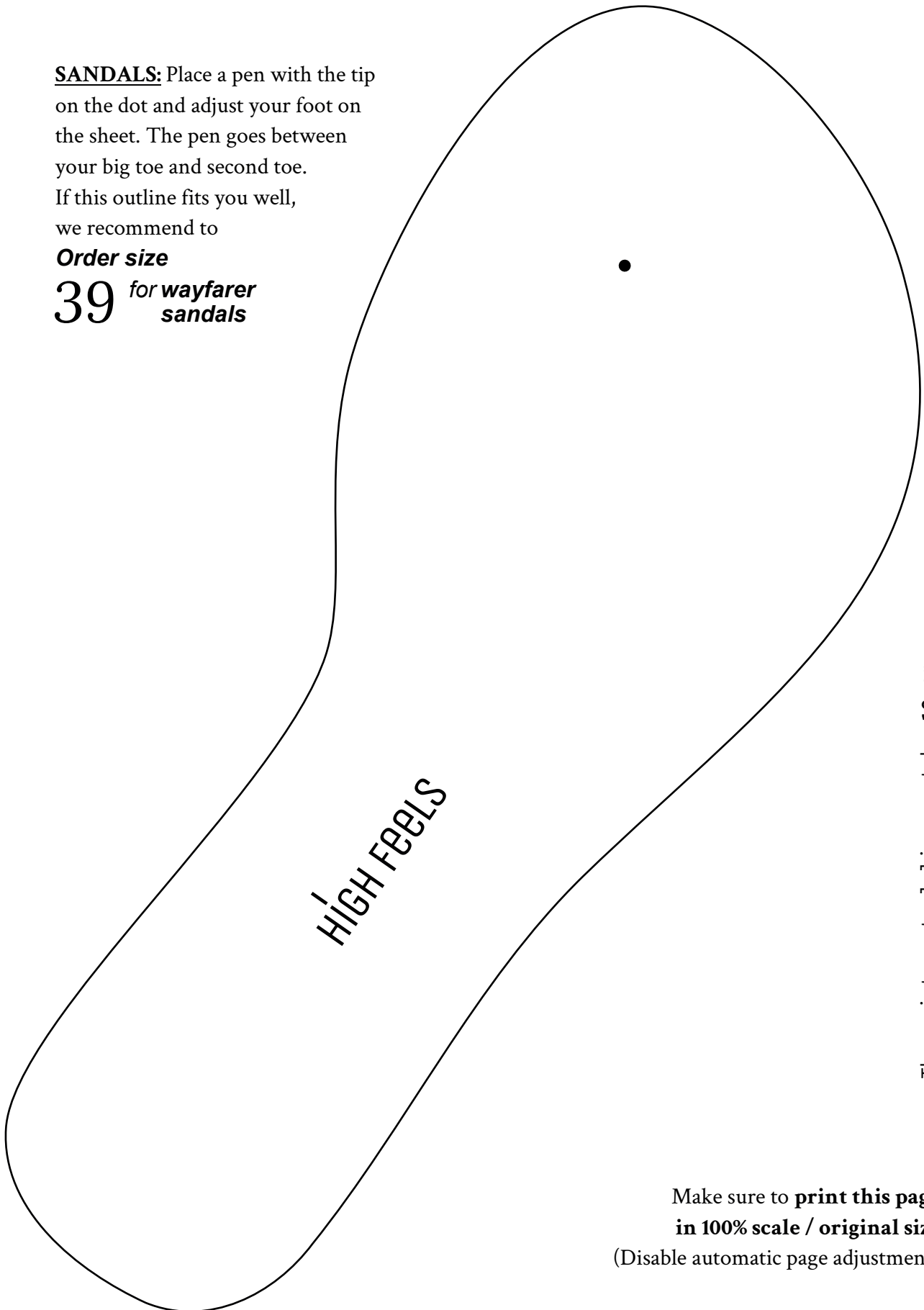
The print control line must be 10 cm

Make sure to **print this page in 100% scale / original size**  
(Disable automatic page adjustment)

**SANDALS:** Place a pen with the tip on the dot and adjust your foot on the sheet. The pen goes between your big toe and second toe. If this outline fits you well, we recommend to

**Order size**

**39** for *wayfarer sandals*



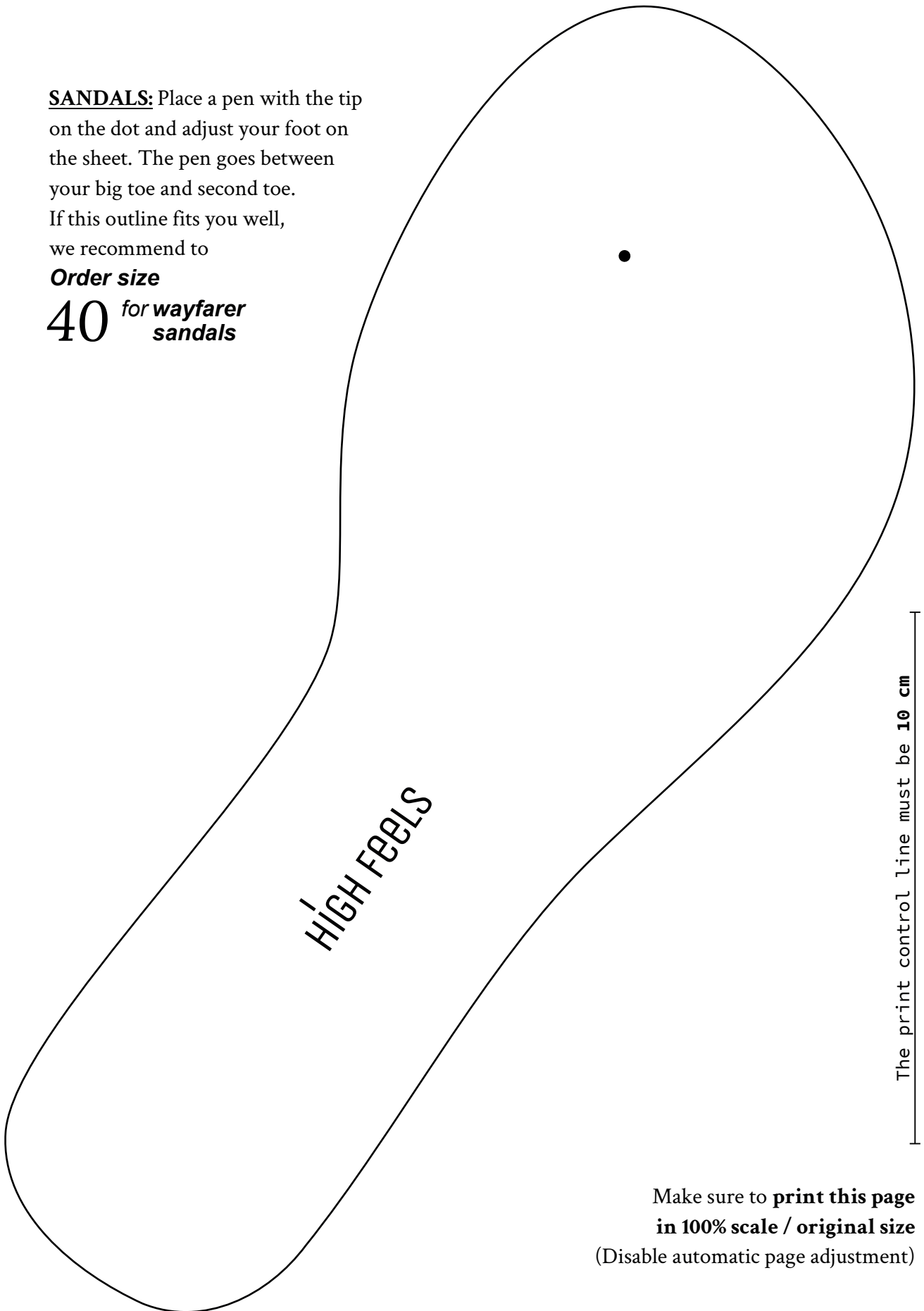
The print control line must be 10 cm

Make sure to **print this page in 100% scale / original size**  
(Disable automatic page adjustment)

**SANDALS:** Place a pen with the tip on the dot and adjust your foot on the sheet. The pen goes between your big toe and second toe. If this outline fits you well, we recommend to

**Order size**

**40** for wayfarer sandals

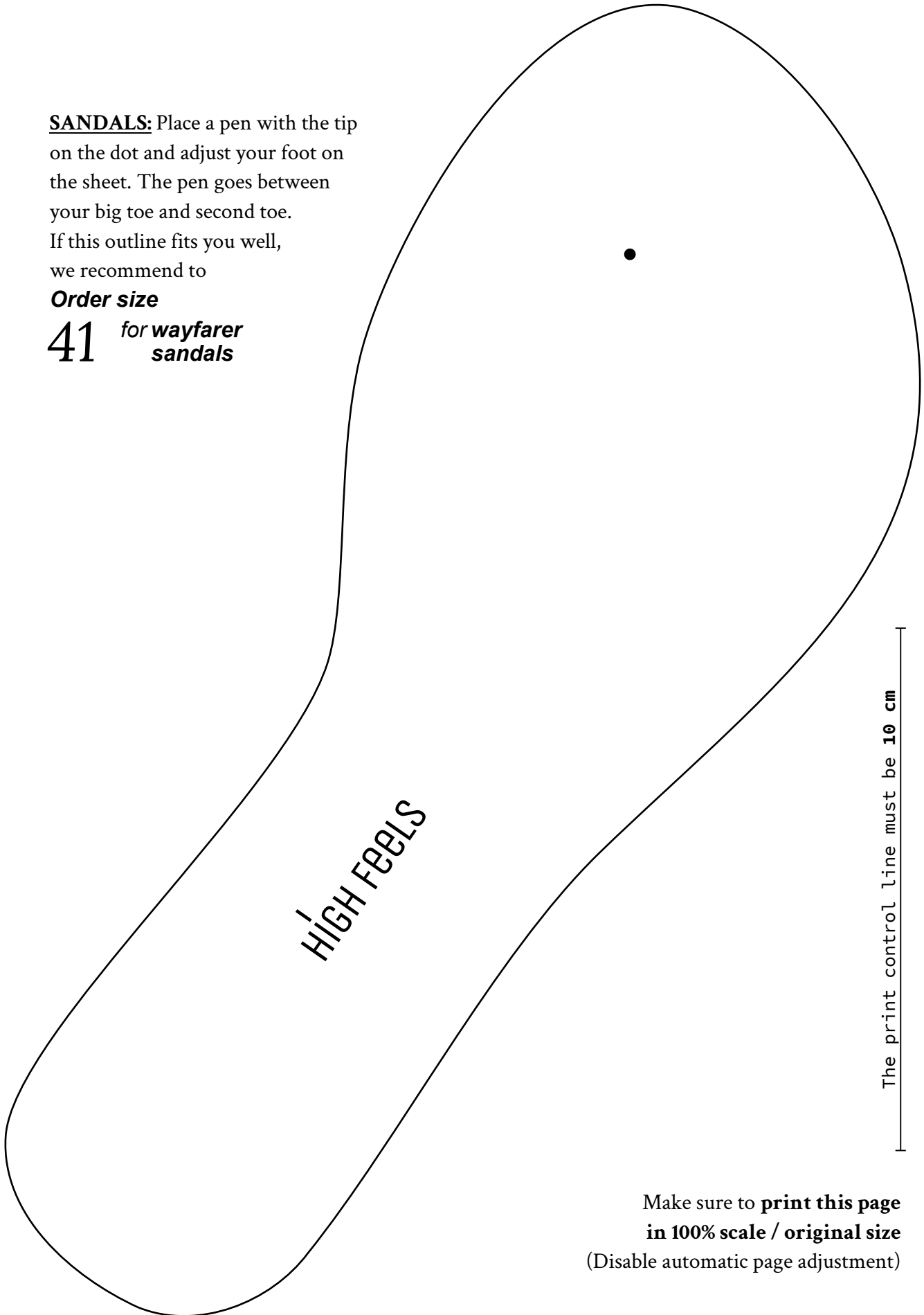


Make sure to **print this page in 100% scale / original size**  
(Disable automatic page adjustment)

**SANDALS:** Place a pen with the tip on the dot and adjust your foot on the sheet. The pen goes between your big toe and second toe. If this outline fits you well, we recommend to

**Order size**

**41** for wayfarer sandals



**HIGH FEELS**

The print control line must be 10 cm

Make sure to **print this page in 100% scale / original size**  
(Disable automatic page adjustment)



**SANDALS:** Place a pen with the tip on the dot and adjust your foot on the sheet. The pen goes between your big toe and second toe. If this outline fits you well, we recommend to

**Order size**

**42** for *wayfarer sandals*

**HIGH FEELS**

The print control line must be 10 cm

Make sure to **print this page in 100% scale / original size**  
(Disable automatic page adjustment)

**SANDALS:** Place a pen with the tip on the dot and adjust your foot on the sheet. The pen goes between your big toe and second toe. If this outline fits you well, we recommend to

**Order size**

**43** for **wayfarer sandals**

**HIGH FEELS**

The print control line must be 10 cm

Make sure to **print this page in 100% scale / original size**  
(Disable automatic page adjustment)

**SANDALS:** Place a pen with the tip on the dot and adjust your foot on the sheet. The pen goes between your big toe and second toe. If this outline fits you well, we recommend to

**Order size**

**44** for *wayfarer sandals*

**HIGH FEELS**

The print control line must be 10 cm

Make sure to **print this page in 100% scale / original size**  
(Disable automatic page adjustment)

**SANDALS:** Place a pen with the tip on the dot and adjust your foot on the sheet. The pen goes between your big toe and second toe. If this outline fits you well, we recommend to

**Order size**

**45** for *wayfarer sandals*

**HIGH FEELS**

The print control line must be 10 cm

Make sure to **print this page in 100% scale / original size**  
(Disable automatic page adjustment)